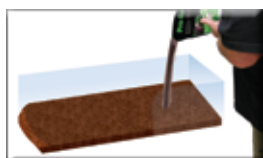



# Pro-Soil

**Pro-Soil** is a complete soil for all types of aquarium plants, terrarium and paludarium. Its macroporous structure offers an excellent penetration area for the roots of all water plants. Nutrients are slowly released over a long period of time. It stimulates the micro-fauna in the aquarium. Enhances filtration function and stabilizes pH. Excellent for bottom fish, shrimps and all fish living in a soft water biotope. Promotes bacterial stability. Ready for use.


Advice : start fertilizing with **Aqua-Plant 24** after 4 - 6 weeks (optional) (6).



①




②



③



④



⑤



⑥

Installation :

1. Place a layer of unwashed **Pro-Soil** on the bottom of your aquarium.
2. Level the surface of the **Pro-Soil** with a **Sand-Flattener** - art. n° WP 03 406 (optional).
3. Put a plate on the **Pro-Soil**, add water and let it run in the plate, to avoid turbidity. Fill the aquarium up to 50% with water.
4. Start your aqua-scaping.
5. Fill up the tank with water, and plug in the filter system.

Attention : In some cases **Pro-Soil** can cloud the water. This is temporary and neither harmful to plants nor fish. Keep away from children.

